



HARDSCAPES CATALOG V.25



MATERIALS & TECHNOLOGIES

WETCAST

HIGH FORMAT® products are primarily made of concrete utilizing our wetcast production system. Wetcast concrete offers benefits including:

- Detailed, natural looking textures
- Seamless blending of colors throughout
- Long-term structural integrity

WETCAST PRODUCTS:

BELVEDERE®	IRREGULAR STEPS
DIMENSIONAL	KODAH®
EMPIRE STEPS	NEW MISSION
GRAND FLAGSTONE	OUTCROPPING
GRAND LEDGE™	SUPERIOR STEPPERS
HEARTWOOD	

BELVEDERE® COPING
Slate Gray



TEKTRAMAT®

TEKTRAMAT® is our proprietary material based around Ultra High Performance Concrete technology (UHPC). Products made from this material offer benefits including:

- Unsurpassed durability including a salt proof surface
- Ultra-realistic replication of fine detail
- Efficient installation resulting from large yet thinly formatted shapes

TEKTRAMAT® PRODUCTS:

ARCADIA
GAUGE SELECT
MID-CENTURY
MONTROSE
TETRA

GAUGE SELECT
Bluestone



VIBRALOCK®

DIMENSIONAL FLAGSTONE
Fond Du Lac



VIBRALOCK® is an integrated surface technology that is directly incorporated into the production process of many of our slab and paver products to deliver benefits including:

- A harder surface with greater resistance to abrasion
- More vibrant and enduring color
- Increased resistance to efflorescence

VIBRALOCK® PRODUCTS:

DIMENSIONAL FLAGSTONE
GRAND FLAGSTONE
NEW MISSION

EASED EDGE COPING
Onyx Thermal



NATURAL STONE

HIGH FORMAT® offers several premium natural stone products including pavers, slabs, coping and more, with benefits including:

- Non-slip surface
- Precise dimensions for gauged products
- Vibrant and unique color patterns

NATURAL STONE PRODUCTS:

AZURE	FOSSIL	SILVEREK
BELLAIRE BLUE	GLACIER	STERLING
CHAMPAGNE	PEWTER	ONYX
DEVON	SAHARA	

TABLE OF CONTENTS

INSPIRATION 6-51

WALLS



GRAND LEDGE™
52



KODAH®
54



OUTCROPPING
56



BELVEDERE®
58



HEARTWOOD
60



DIMENSIONAL
62

SLABS & PAVERS



GAUGE SELECT
64



TETRA
66



ARCADIA
70



MID-CENTURY
72



MONTROSE
74



GRAND FLAGSTONE
76



DIMENSIONAL FLAGSTONE
78



NEW MISSION
80



NATURAL STONE
82

STEPPERS



SUPERIOR STEPPERS
94

STEPS



EMPIRE
96



DIMENSIONAL
98



IRREGULAR
100

FIRE FEATURES



BELVEDERE® FIRE PIT
102



KODAH® FIRE PIT
104



DIMENSIONAL FIRE PIT
106

CAPS & ACCESSORIES



COPING & TREADS
108



CAPS
112

WARRANTY

 114



A Heartwood Wall
Color: Slate Gray

B Grand Flagstone
Color: Fond Du Lac

C 4' Empire Steps
Color: Fond Du Lac



Outcropping Wall in Fond Du Lac



A Outcropping Wall
Color: Fond Du Lac

B Kodah® Wall
Color: Fond Du Lac

C Devon Antiqued Travertine
in French Pattern



A Fossil Antiqued Travertine in French Pattern

B Kodah® Wall Color: Fond Du Lac

C Camden 34" Cap Color: Summit

D Camden Coping Color: Summit

E Kodah® Fire Pit Kit with Breeo® Smokeless Insert Color: Fond Du Lac




A

B

A Mid-Century Slabs
Color: Summit

B Pewter Natural Cleft
Pattern Paver



A Fossil Antiqued Travertine
in French Pattern

B Fossil Antiqued Travertine
Bullnose Coping



A 27" Dimensional Column Cap, Belvedere® Texture
Color: Slate Gray

B Superior Steppers
Color: Slate Gray

C Dimensional Coping
Color: Slate Gray

D Belvedere® Wall
Color: Slate Gray

E Gauge Select Slabs
Color: Charcoal



Mid-Century Slabs in Summit



A Silverek Antiqued Travertine in French Pattern

B Heartwood Wall Color: Slate Gray

C Camden Coping Color: Summit

D Grand Flagstone Color: Fond Du Lac



A

B

C

D

A Heartwood Wall
Color: Slate Gray

B Camden Coping
Color: Charcoal

C Azure Sandblasted Marble
Coping with Eased Edge

D Azure Antiqued Marble
Coping with Eased Edge





A

B

A Tetra Natural Cleft Slabs
Color: Dune

B Grand Ledge™ Wall
Color: Limestone



A Kodah® Wall and Corners
Color: Fond Du Lac

B Dimensional Flagstone
Color: Fond Du Lac

C Dimensional Coping
Color: Superior Buff

D 6' Irregular Steps
Color: Fond Du Lac

E 34" Dimensional Column Cap
Color: Superior Buff



A Dimensional Flagstone
Color: Fond Du Lac

B Dimensional Steps
Color: Fond Du Lac

C Grand Flagstone
Color: Fond Du Lac

D Belvedere® Fire Pit
Color: Fond Du Lac



Grand Ledge™ Wall in Slate Gray



Glacier Sandblasted Marble in French Pattern



A

B

A Grande Ledge™ Wall
Color: Fond Du Lac

B 4' Dimensional Steps
Color: Fond Du Lac



A

B

C

D

A Azure Antiqued Marble in French Pattern

B Azure Sandblasted Marble Coping with Eased Edge

C Heartwood Wall Color: Slate Gray

D Camden Coping Color: Charcoal





A

B

A Kodah® Wall
Color: Limestone

B Silverek Travertine Coping with
Splitface Edge (Special Order)





Mid-Century Slabs in Bluestone



A 6' Dimensional Steps
Color: Fond Du Lac

B Outcropping
Color: Fond Du Lac

C Devon Antiqued Travertine
in French Pattern



Grand Ledge™ Wall in Limestone



Learn More

GRAND LEDGE™

The look of a natural ledgestone: bold in scale, with consistent dimensions for faster installation.

MATERIALS & TECH
WETCAST

BLOCK DIMENSIONS

- 36" L x 12" H x 20" D
- 48" L x 12" H x 20" D
- 60" L x 12" H x 20" D
- 72" L x 12" H x 20" D
- Corner Blocks also available

Dimensions are nominal

COLOR
OPTIONS

FOND DU LAC



SLATE GRAY



LIMESTONE



TERRAIN



Final color selection should be made from actual material which can be viewed at your local dealer location.



Kodah® Wall in Terrain



Learn More

KODAH®

Modern lines married to classic styling with snapped limestone textures stretched to great lengths for retaining walls that make a statement.

MATERIALS & TECH
WETCAST

BLOCK DIMENSIONS

- 12"L x 10.5"D x 6"H
- 21"L x 10.5"D x 6"H
- 30"L x 10.5"D x 6"H
- 42"L x 10.5"D x 6"H
- Corners: 21"L x 10.5"D x 6"H

Dimensions are nominal

COLOR
OPTIONS

FOND DU LAC



SLATE GRAY



LIMESTONE



TERRAIN



Final color selection should be made from actual material which can be viewed at your local dealer location.



Outcropping in Slate Gray



Learn More

OUTCROPPING

Bold in scale and beautifully rustic with weathered limestone texture, consistent dimensions for rugged strength and faster installation.

MATERIALS & TECH
WETCAST


RETAINING BLOCK DIMENSIONS

- 24"L x 6"H
- 36"L x 6"H
- 48"L x 6"H
- 36"L x 12"H
- 42"L x 12"H
- 48"L x 12"H
- 54"L x 12"H
- 60"L x 12"H
- 66"L x 12"H
- 72"L x 12"H
- 60"L x 18"H
- 48"L x 24"H

- Corner and Freestanding Blocks also available.

Retaining Blocks are 18-24" deep. Pallets are assembled with multiple block sizes. All dimensions are nominal.

COLOR OPTIONS



Final color selection should be made from actual material which can be viewed at your local dealer location.



Belvedere® Wall in Terrain



Learn More

BELVEDERE®

Rustic in aesthetic and rich in texture with the visual impact of weathered fieldstone, for garden walls and seat walls that stand without peer.

MATERIALS & TECH WETCAST

BLOCK DIMENSIONS

- 6" L x 9" D x 3" H
- 12" L x 9" D x 3" H
- 18" L x 9" D x 3" H
- 6" L x 9" D x 6" H
- 12" L x 9" D x 6" H
- 18" L x 9" D x 6" H

• Corner and Coping Blocks also available.

Wall blocks are wedge shaped to create natural looking straight and curved walls. Weathered limestone faces on front and back. Dimensions are nominal.

COLOR
OPTIONS

FOND DU LAC



SLATE GRAY



LIMESTONE



TERRAIN



Final color selection should be made from actual material which can be viewed at your local dealer location.



Heartwood Wall in Slate Gray



Learn More

HEARTWOOD

Beautiful, wood-grain textures with long lasting durability, excellent for freestanding seat walls and garden retaining walls.

MATERIALS & TECH
WETCAST

BLOCK DIMENSIONS

- Full Block: 42"L x 8"D x 6"H
- Half Block: 21"L x 8"D x 6"H

Dimensions are nominal

COLOR
OPTIONS

FOND DU LAC



SLATE GRAY



LIMESTONE



TERRAIN



Final color selection should be made from actual material which can be viewed at your local dealer location.



Dimensional Wall in Fond Du Lac



Learn More

DIMENSIONAL

Simple and elegant: uniform size and generous assortment of natural textures, for garden walls and seat walls that are as beautiful as they are easy to build.

MATERIALS & TECH
WETCAST

BLOCK DIMENSIONS

• Straight: 12"L x 8"D x 4"H

Dimensions are nominal

COLOR
OPTIONS

FOND DU LAC



SLATE GRAY



LIMESTONE



TERRAIN



Final color selection should be made from actual material which can be viewed at your local dealer location.



Gauge Select Slabs in Charcoal



Learn More

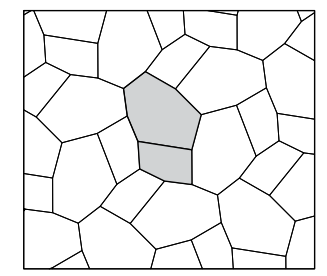
GAUGE SELECT

Large format, natural cleft flagstone with a gauged thickness, easy to install pattern and salt-proof surface.

MATERIALS & TECH
TEKTRAMAT®

UNIT DIMENSIONS
· 60"L x 42"W x 1"H
· 36"L x 23"W x 1"H

PATTERN



COLOR OPTIONS



BLUESTONE

SUMMIT

DUNE

CHARCOAL

Final color selection should be made from actual material which can be viewed at your local dealer location.



Learn More

Tetra Natural Cleft Slabs in Bluestone

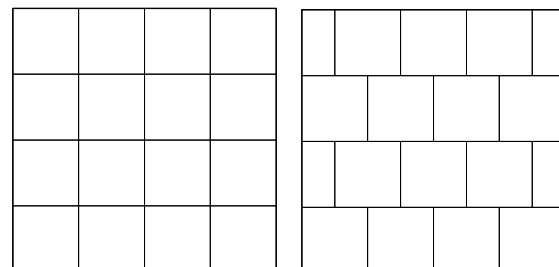
TETRA NATURAL CLEFT

Bold, natural cleft slabs with modern styling, rapid installation, and a salt-proof surface.

MATERIALS & TECH
TEKTRAMAT®

UNIT DIMENSIONS
• 30"L x 30"W x 1.25"H

PATTERNS



COLOR OPTIONS

BLUESTONE



SUMMIT



DUNE



CHARCOAL



Final color selection should be made from actual material which can be viewed at your local dealer location.



Learn More

Tetra Thermal Slabs in Summit


TETRA THERMAL

Bold, thermal-finish slabs with modern styling, rapid installation, and a salt-proof surface.

MATERIALS & TECH
TEKTRAMAT®

UNIT DIMENSIONS
• 30"L x 30"W x 1.25"H

PATTERNS



COLOR OPTIONS

BLUESTONE




SUMMIT



DUNE



CHARCOAL



Final color selection should be made from actual material which can be viewed at your local dealer location.



Arcadia Slabs in Dune and Summit Blend



Learn More

ARCADIA


Bold, thermal-finish slabs with a salt-proof surface. The modern trapezoid shape allows for numerous pattern options and rapid installation.

MATERIALS & TECH
TEKTRAMAT®


UNIT DIMENSIONS
· 36"L x 15.5"W x 1.25"H

PATTERNS

ONE-COLOR



TWO-COLOR



Visit highformat.com for additional pattern ideas.

COLOR OPTIONS

BLUESTONE



SUMMIT



DUNE



CHARCOAL



Final color selection should be made from actual material which can be viewed at your local dealer location.



Learn More

Mid-Century Slabs in Summit

MID-CENTURY


Large format, thermal-finish slabs with clean, modern lines, easy to install pattern and salt-proof surface.

MATERIALS & TECH TEKTRAMAT®

UNIT DIMENSIONS

- 36"L x 24"W x 1"H
- 36"L x 36"W x 1"H
- 48"L x 36"W x 1"H

PATTERN



COLOR
OPTIONS

BLUESTONE




SUMMIT



DUNE



CHARCOAL



Final color selection should be made from actual material which can be viewed at your local dealer location.



Learn More


Montrose Slabs in Summit

MONTROSE


Big and bold thermal-finish slabs with modern styling, rapid installation and a salt-proof surface.

MATERIALS & TECH **UNIT DIMENSIONS**
TEKTRAMAT® · 42"L x 42"W x 1"H

PATTERNS



COLOR OPTIONS



BLUESTONE SUMMIT DUNE CHARCOAL

Final color selection should be made from actual material which can be viewed at your local dealer location.



Grand Flagstone in Fond Du Lac



Learn More

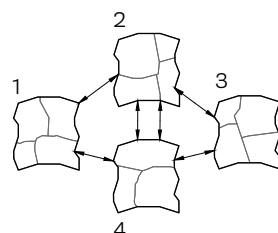
GRAND FLAGSTONE

Irregular slabs providing a natural and timeless focal point for any landscape. Four interlocking layers all the same size, each with three to four unique pieces.

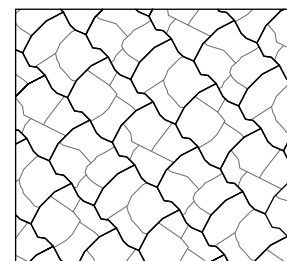
MATERIALS & TECH
WETCAST
VIBRALOCK®

LAYER DIMENSIONS
· 42"L x 38"W x 1.75"H

CONNECTING
LAYERS



PATTERN



COLOR
OPTIONS

FOND DU LAC



SLATE GRAY



LIMESTONE



TERRAIN



Final color selection should be made from actual material which can be viewed at your local dealer location.



Dimensional Flagstone in Bluestone



Learn More

DIMENSIONAL FLAGSTONE

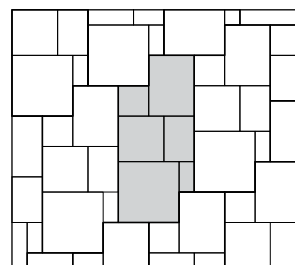
Six rectilinear shapes replicate the classic look of dimensional-cut sedimentary stone, with greater durability and more consistent edge profiles.

MATERIALS & TECH
WETCAST
VIBRALOCK®

UNIT DIMENSIONS

- 12"L x 6"W x 2"H
- 12"L x 12"W x 2"H
- 18"L x 12"W x 2"H
- 18"L x 18"W x 2"H
- 24"L x 18"W x 2"H
- 24"L x 24"W x 2"H

PATTERN



COLOR
 OPTIONS

BLUESTONE




FOND DU LAC



SLATE GRAY



LIMESTONE



TERRAIN



Final color selection should be made from actual material which can be viewed at your local dealer location.



New Mission in Slate Gray



Learn More

NEW MISSION

Interlocking pavement on a generous scale, with showstopping texture and an elegant “random” pattern. Perfect for residential vehicular traffic.

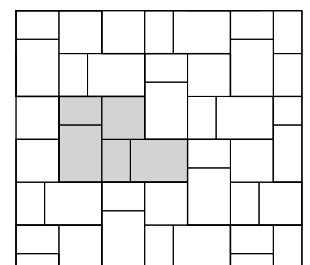
MATERIALS & TECH
 WETCAST
 VIBRALOCK®

UNIT DIMENSIONS

- 6”L x 9”W x 2.75”H
- 9”L x 9”W x 2.75”H
- 12”L x 9”W x 2.75”H

Nominal Dimensions

PATTERN



COLOR OPTIONS

FOND DU LAC



SLATE GRAY



BLUESTONE



LIMESTONE



TERRAIN



Final color selection should be made from actual material which can be viewed at your local dealer location.



Learn More

SILVEREK


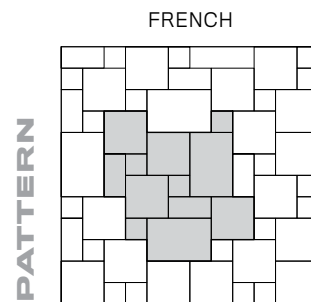
High-quality, antiqued natural travertine pavers in a mixture of warm taupe and gray shades.

MATERIALS & TECH
NATURAL STONE: TRAVERTINE

PATTERNS | UNITS

- French Pattern: Blend of 8"x8", 8"x16", 16"x16", 16"x24" at 1.25"H

Contact your local rep for additional sizes and finishes.



Learn More

FOSSIL

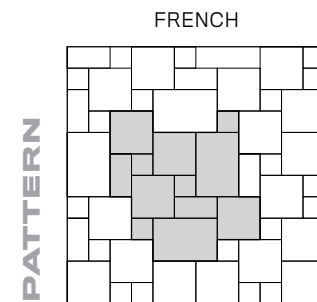
High-quality, antiqued natural travertine pavers in a blend of dark taupe and gray shades.

MATERIALS & TECH
NATURAL STONE: TRAVERTINE

PATTERNS | UNITS

- French Pattern: Blend of 8"x8", 8"x16", 16"x16", 16"x24" at 1.25"H

Contact your local rep for additional sizes and finishes.





Learn More

STERLING

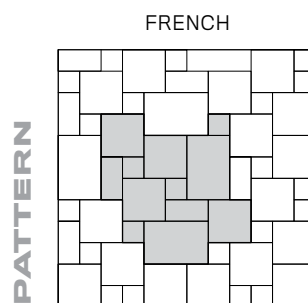
High-quality, antiqued natural travertine pavers in a blend of light taupe and gray shades.

MATERIALS & TECH
NATURAL STONE: TRAVERTINE

PATTERNS | UNITS

- French Pattern: Blend of 8"x8", 8"x16", 16"x16", 16"x24" at 1.25"H

Contact your local rep for additional sizes and finishes.



Learn More

SAHARA

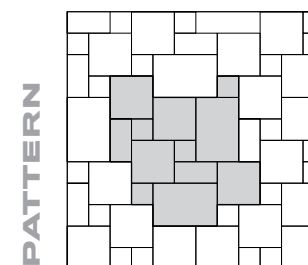
High-quality, antiqued natural travertine pavers in swirls of soft, milky creams and white.

MATERIALS & TECH
NATURAL STONE: TRAVERTINE

PATTERNS | UNITS

- French Pattern: Blend of 8"x8", 8"x16", 16"x16", 16"x24" at 1.25"H

Contact your local rep for additional sizes and finishes.





Learn More



Learn More

CHAMPAGNE

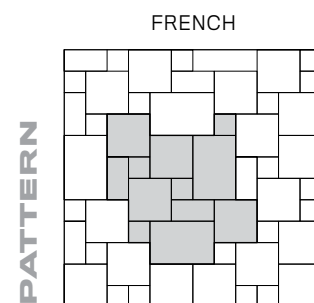
High-quality, antiqued natural travertine pavers in blends of cream and taupe.

PATTERNS | UNITS

- French Pattern: Blend of 8"x8", 8"x16", 16"x16", 16"x24" at 1.25"H

Contact your local rep for additional sizes and finishes.

MATERIALS & TECH
NATURAL STONE: TRAVERTINE



DEVON

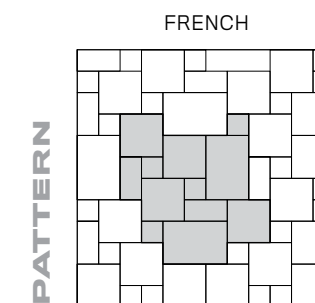
High-quality, antiqued natural travertine pavers in blends of taupe and browns.

PATTERNS | UNITS

- French Pattern: Blend of 8"x8", 8"x16", 16"x16", 16"x24" at 1.25"H

Contact your local rep for additional sizes and finishes.

MATERIALS & TECH
NATURAL STONE: TRAVERTINE





Azure Antiqued French Pattern Pavers with Azure Sandblasted Coping for Treads



Learn More



Glacier Sandblasted French Pattern Pavers



Learn More

AZURE

High-quality natural marble pavers in cool grays and soft blue tones.


MATERIALS & TECH
NATURAL STONE: MARBLE

PATTERNS | UNITS

- French Pattern: Blend of 8"x8", 8"x16", 16"x16", 16"x24" at 1.25"H

Contact your local rep for additional sizes and finishes.

PATTERN



TEXTURE OPTIONS

FRENCH



ANTIQUED



SANDBLASTED

GLACIER

High-quality natural marble pavers in cool grays and soft white tones.

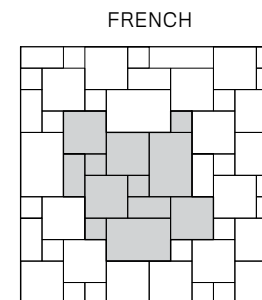
MATERIALS & TECH
NATURAL STONE: MARBLE

PATTERNS | UNITS

- French Pattern: Blend of 8"x8", 8"x16", 16"x16", 16"x24" at 1.25"H

Contact your local rep for additional sizes and finishes.

PATTERN




FRENCH

TEXTURE OPTIONS

ANTIQUED



SANDBLASTED





Learn More



Learn More

PEWTER NATURAL CLEFT

High-quality, tumbled natural cleft stone pavers in gray tones with true dimensions designed for tight joints.


MATERIALS & TECH
NATURAL STONE: SANDSTONE

PATTERNS | UNITS

· Pattern: Blend of 12"x12", 12"x24", 24"x24", 24"x36" at 1"± H

Contact your local rep for additional sizes and finishes.

See website for full pattern



PATTERN

BELLAIRE BLUE NATURAL CLEFT

High-quality, tumbled natural cleft pavers in a bluish green tone designed for tight joints.

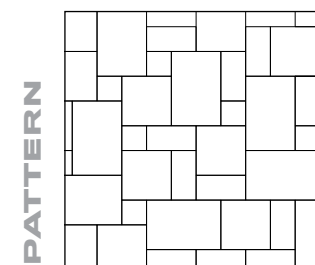
MATERIALS & TECH
NATURAL STONE: LIMESTONE

PATTERNS | UNITS

· Pattern: Blend of 12"x12", 12"x24", 24"x24", 24"x36" at 1"± H

Contact your local rep for additional sizes and finishes.

See website for full pattern



PATTERN



Learn More

ONYX THERMAL

High-quality, tumbled thermal stone pavers in dark gray tones with true dimensions designed for tight joints.


MATERIALS & TECH
NATURAL STONE: GRANITE

PATTERNS | UNITS

· Pattern: Blend of 12"x12", 12"x24", 24"x24", 24"x36" at 1"± H

Contact your local rep for additional sizes and finishes.

See website for full pattern





Superior Steppers in Slate Gray



Learn More

SUPERIOR STEPPERS

An assortment of eight generously-sized stepping stones, perfect for rustic walkways and meandering garden pathways.

MATERIALS & TECH
WETCAST

UNIT DIMENSIONS
· 27"L x 21"W x 2"H
Nominal Dimensions

COLOR
OPTIONS

FOND DU LAC



SLATE GRAY



LIMESTONE



TERRAIN



Final color selection should be made from actual material which can be viewed at your local dealer location.



5' Empire Steps in Fond Du Lac



Learn More

EMPIRE STEPS

Beautiful and durable step treads with a crisp splitface texture on all four sides, a lightly textured walking surface and a consistent 7-inch rise.

MATERIALS & TECH
WETCAST

COLOR
OPTIONS

FOND DU LAC



SLATE GRAY



LIMESTONE



TERRAIN



Final color selection should be made from actual material which can be viewed at your local dealer location.

FACE
TEXTURE

SPLITFACE



SIZE AND
UNITS

3' STEP

Dimensions: 36"L x 18"W x 7"H



4' STEP

Dimensions: 48"L x 21"W x 7"H



5' STEP

Dimensions: 60"L x 24"W x 7"H



6' STEP

Dimensions: 72"L x 30"W x 7"H



NEW 8' STEP (Limited Availability)

Dimensions: 96"L x 24"W x 7"H



NEW STEP RISERS (Limited Availability)

- 18"L x 8"W x 7"H
- 36"L x 8"W x 7"H

Nominal Dimensions



Step riser example layout



6' Dimensional Steps in Limestone



Learn More

COLOR OPTIONS

FOND DU LAC



SLATE GRAY



LIMESTONE



TERRAIN



Final color selection should be made from actual material which can be viewed at your local dealer location.

FACE TEXTURE

SNAPPED



SIZE AND UNITS

4' STEP

Dimensions: 48"L x 18"W x 7"H
Face Texture: Snapped



6' STEP

Dimensions: 72"L x 30"W x 7"H
Face Texture: Snapped



DIMENSIONAL STEPS

The look of quarried stone treads, with greater durability and a consistent 7-inch rise.

MATERIALS & TECH
WETCAST



6' Irregular Steps in Fond Du Lac



Learn More

IRREGULAR STEPS

The upscale look of weathered limestone slabs, with greater durability and a consistent 7-inch rise.

MATERIALS & TECH
WETCAST

COLOR
OPTIONS

FOND DU LAC



SLATE GRAY



LIMESTONE



TERRAIN



Final color selection should be made from actual material which can be viewed at your local dealer location.

SIZE AND
UNITS

**STANDARD
(RANDOM ASSORTMENT)**
Dimensions are nominal.
Face Texture: Weathered



UNIT 1
Dimensions: 54"L x 24"W x 7"H



UNIT 2
Dimensions: 60"L x 24"W x 7"H



UNIT 3
Dimensions: 48"L x 28"W x 7"H



UNIT 4
Dimensions: 48"L x 24"W x 7"H

**6' IRREGULAR
(1 OF EACH PER PALLET)**
Dimensions: 72"L x 30"W x 7"H
Dimensions are nominal.
Face Texture: Snapped



Side A



UNIT 1

Side B

Side A



UNIT 2

Side B

Side A



UNIT 3

Side B



Belvedere® Fire Pit Kit in Slate Gray



Learn More

BELVEDERE® FIRE PIT

Rustic and rich in texture with the impact of natural fieldstone, this welcome addition provides warmth both literally and stylistically.

MATERIALS & TECH WETCAST

FINISHED DIMENSIONS

• 58" Diameter x 14-1/2"H

COLOR
OPTIONS

FOND DU LAC



SLATE GRAY



LIMESTONE



TERRAIN



Final color selection should be made from actual material which can be viewed at your local dealer location.

INSERT
OPTIONS

STANDARD

Burn Mechanism: Steel Liner in Black
Fuel: Wood
Internal Area: 37" Diameter
Lid: N/A



SMOKELESS

Burn Mechanism: Breco® Smokeless Liner
in Stainless Steel
Fuel: Dry Wood
Internal Area: 30" Diameter
Lid: Stainless Steel Included



GAS

Burn Mechanism: Gas Burner with Steel
Pan in Black
Fuel: Natural Gas / LP*
Internal Area: 37" Diameter
Kit: Includes Media and Log Set
Lid: N/A

*LP to be specified at the time of ordering





Kodah® Fire Pit Kit in Fond Du Lac with Breeo® Smokeless Insert



Learn More

KODAH® FIRE PIT

Boasting snapped limestone textures and enough ledge surface for all your drinks and s'mores.

MATERIALS & TECH WETCAST

FINISHED DIMENSIONS

· 51"L x 51"W x 12"H

COLOR
OPTIONS

FOND DU LAC



SLATE GRAY



LIMESTONE



TERRAIN



Final color selection should be made from actual material which can be viewed at your local dealer location.

INSERT
OPTIONS

STANDARD

Burn Mechanism: Steel Liner in Black
Fuel: Wood
Internal Area: 28" Square
Lid: N/A



SMOKELESS

Burn Mechanism: Breeo® Smokeless Liner in Stainless Steel
Fuel: Dry Wood
Internal Area: 24" Square
Lid: Stainless Steel Included

BREEO



GAS

Burn Mechanism: Gas Burner with Steel Pan in Black
Fuel: Natural Gas / LP*
Internal Area: 28" Square
Kit: Includes Media and Log Set
Lid: N/A

*LP to be specified at the time of ordering





Dimensional Fire Pit Kit in Fond Du Lac



Learn More

DIMENSIONAL FIRE PIT

Thirty-six blocks plus one liner equals a firepit anyone can build. Simple elegance to add warmth to your outdoor space.

MATERIALS & TECH
WETCAST

FINISHED DIMENSIONS
· 44"L x 44"W x 12"H

COLOR
OPTIONS

FOND DU LAC



SLATE GRAY



LIMESTONE



TERRAIN



Final color selection should be made from actual material which can be viewed at your local dealer location.

INSERT
OPTIONS

STANDARD

Burn Mechanism: Steel Liner in Black
Fuel: Wood
Internal Area: 28" Square
Lid: N/A



SMOKELESS

Burn Mechanism: Breeo® Smokeless Liner
in Stainless Steel
Fuel: Dry Wood
Internal Area: 24" Square
Lid: Stainless Steel Included




GAS

Burn Mechanism: Gas Burner with Steel
Pan in Black
Fuel: Natural Gas / LP*
Internal Area: 28" Square
Kit: Includes Media and Log Set
Lid: N/A

*LP to be specified at the time of ordering





Dimensional Coping in Superior Buff



Learn More



Camden Coping in Summit



Learn More

DIMENSIONAL COPING

Natural textures and a chiseled edge combined with modern shapes and consistent thickness, creates a stunning finish.

MATERIALS & TECH
WETCAST

UNIT DIMENSIONS

- 24" L x 12.5" D x 2.5" H
- 18" L x 12.5" D x 2.5" H
- 19" L x 12.5" D x 2.5" H (End)

SUPERIOR BUFF

SLATE GRAY

LIMESTONE



COLOR
OPTIONS

CAMDEN COPING

An attractive wall accent or stair tread, rock-faced on front and back, with a lightly surfaced top and a wear-proof surface.

MATERIALS & TECH
TEKTRAMAT®

UNIT DIMENSIONS

- 48" L x 12" D x 2" H

BLUESTONE

SUMMIT

DUNE

CHARCOAL



COLOR
OPTIONS



Belvedere® Coping in Terrain



Learn More



Fossil Antiqued Travertine Bullnose Coping



Learn More

BELVEDERE® COPING

A weathered fieldstone texture highlighted by irregular shapes. Perfect for seat and retaining wall applications.

MATERIALS & TECH WETCAST

UNIT DIMENSIONS

- 6"L x 10.25"D x 2.25"H
- 12"L x 10.25"D x 2.25"H
- 18"L x 10.25"D x 2.25"H
- 18"L x 10.25"D x 2.25"H (Left End)
- 18"L x 10.25"D x 2.25"H (Right End)

COLOR
OPTIONS

FOND DU LAC



SLATE GRAY



LIMESTONE



TERRAIN



NATURAL STONE COPING & TREADS

High-quality coping that coordinates with our natural stone pavers


MATERIALS & TECH NATURAL STONE

Contact your local rep for additional sizes, colors, finishes and profiles.

BULLNOSE EDGE (12"D X 24"L X 2"H)

OPTIONS

SILVEREK ANTIQUED TRAVERTINE



STERLING ANTIQUED TRAVERTINE



FOSSIL ANTIQUED TRAVERTINE



SAHARA ANTIQUED TRAVERTINE



DEVON ANTIQUED TRAVERTINE



CHAMPAGNE ANTIQUED TRAVERTINE



AZURE ANTIQUED MARBLE



GLACIER ANTIQUED MARBLE



GLACIER SANDBLASTED MARBLE



EASED EDGE ON TWO SIDES, TUMBLED (12"D X 24"L X 2"H)

OPTIONS

PEWTER NATURAL CLEFT



BELLAIRE BLUE NATURAL CLEFT



ONYX THERMAL



ROCKFACED ON TWO SIDES, TUMBLED (12"D X 24"L X 2"H)

OPTIONS

PEWTER NATURAL CLEFT



BELLAIRE BLUE NATURAL CLEFT



ONYX THERMAL





27" Belvedere® Texture Dimensional Cap in Slate Gray



Learn More



34" Camden Cap in Summit



Learn More

DIMENSIONAL CAP

Large format and subtle textures, designed to coordinate with HIGH FORMAT® wall products.

24", 30" AND 34"

SUPERIOR BUFF

SLATE GRAY

LIMESTONE

COLOR
OPTIONS



27" (BELVEDERE® TEXTURE)

FOND DU LAC

SLATE GRAY

LIMESTONE

TERRAIN

COLOR
OPTIONS



MATERIALS & TECH

WETCAST

UNIT DIMENSIONS

Available Sizes

- 24"L x 24"D x 2.5"H
- 27"L x 27"D x 2.5"H
- 30"L x 30"D x 3"H
- 34"L x 34"D x 3"H

CAMDEN CAP

Durable and attractive pillar caps, rock-faced on four sides, with a lightly textured top. Resistant to UV degradation.

24", 28" AND 34"

BLUESTONE

SUMMIT

DUNE

CHARCOAL

COLOR
OPTIONS



MATERIALS & TECH

TEKTRAMAT®

UNIT DIMENSIONS

Available Sizes

- 24"L x 24"D x 2.25"H
- 28"L x 28"D x 2.25"H
- 34"L x 34"D x 2.25"H



LIFETIME LIMITED WARRANTY

We want you to feel comfortable and confident when starting your project. That's why we make sure you have the resources you need to get the job done right. Everything we make, we back with a lifetime limited warranty.

HIGH FORMAT® products as manufactured by HIGH FORMAT® are backed by a lifetime limited warranty from the manufacturer to the original end user for products used in residential applications. This assurance of product quality guarantees the structural integrity of these products and is applicable where products have been correctly installed to manufacturer's specifications. Any properly installed hardscape material manufactured by HIGH FORMAT® that structurally fails due to the concrete in the product not meeting the design strength specification will be replaced by the manufacturer. The following items are not covered by this warranty: color variances and the appearance of surface stains resulting from chemical reasons such as efflorescence or differential curing; damage caused by installation, misuse or abuse of the materials; deterioration caused by de-icing salts or fertilizers; damage resulting from sub-grade settlement or movement; hairline cracks that do not affect the structural performance of the product; spalling of less than three percent of the surface area; contact with chemicals or paint; discoloration due to airborne contamination, staining, oxidation, or improper sealing (collectively, "Exclusions"). Products purchased must be registered with the manufacturer within 60 days of end user's purchase for warranty to be valid. You may register your project at [HIGHFORMAT.COM/WARRANTY](https://www.highformat.com/warranty).

HIGH FORMAT® EXPRESSLY DISCLAIMS ANY WARRANTY, EXPRESS OR IMPLIED, RELATED TO THE EXCLUSIONS DESCRIBED ABOVE. FURTHER, HIGH FORMAT® EXPRESSLY DISCLAIMS ANY WARRANTY, EXPRESS OR IMPLIED, RELATED TO PRODUCTS DESIGNED AND MANUFACTURED BY MANUFACTURERS OTHER THAN HIGH FORMAT®. ALL NATURAL STONE PRODUCTS SOLD BY HIGH FORMAT® ARE SOLD "AS-IS".

All warranty claims must be made prior to the removal or disposal of the defective product. Warranty claims will be reviewed by a company representative and may require samples of defective product for analysis. Warranty does not include removal, installation, or transportation to replace the material. Warranty is not transferable and is extended to the original end user only. Proof of purchase is required.

For additional questions please contact us at (877) 777-6558

NOTE: This warranty applies to Wetcast, TEKTRAMAT®, and VIBRALOCK® products only; natural stone products are sold "as-is" and are therefore not covered by any warranty.

GENERAL INFORMATION

COLOR

We at HIGH FORMAT®, along with our media partners, do our best to produce print and digital materials that accurately reflect the true shades and tones of our product. However, we cannot guarantee perfect color matching for project photos, color swatches, or other picture representations. Final color selection should be made from actual material which can be viewed at your local dealer location.

Integral pigments are incorporated into the raw materials for all HIGH FORMAT® products to intentionally produce subtle shades and color variations throughout each block or paver. Therefore no product seen in a photograph will be precisely duplicated. For the most natural appearance, install products from multiple pallets simultaneously. This will create a blended, natural look.

EFFLORESCENCE

Efflorescence is a naturally occurring, chalky, white residue commonly found on concrete surfaces. The presence of efflorescence in no way degrades the integrity of any product. It can usually be removed with efflorescence cleaners and often washes away over time. HIGH FORMAT® does not cover the presence of efflorescence under warranty.

PACKAGING

Variation in color can occur where packaging comes into contact with the product. Often, these variations will fade with time. This does not affect the integrity of the material, and it is not considered to be a defect. Color variation caused by contact with packaging materials is not covered under warranty.

POLYMERIC HAZE

Improper installation of ancillary polymeric sand products may result in the presence of polymeric haze. This discoloration can potentially mute the vibrant colors of concrete products. Hazing is not indicative of the quality of the HIGH FORMAT® product, and should not be considered a source of concern for the product's durability. Because HIGH FORMAT® cannot regulate selection or installation of aftermarket accessory materials, we do not warranty against the presence of polymeric haze. In general, polymeric haze can be cleaned and washes away over time.

HEAVY EQUIPMENT

The broad surface dimensions of HIGH FORMAT®'s slab products are not engineered for vehicular traffic and compaction equipment.

NORMAL MAINTENANCE AND CARE

As with any product that is continually exposed to the natural environment, cleaning and care may be desired over time to maintain the appearance of your hardscapes. Generous rinsing with water and light scrubbing with a stiff, plastic bristle brush is generally the best way to remove dirt that has accumulated over time. Cleaners and mild detergent designed to be used on concrete products may be used as well. Always follow all manufacturer instructions and test on a small area when using any cleaner. Power washers may cause damage at close range.

WINTER CARE

All metal snow shovels and snow blower blades have the potential to damage concrete surfaces. All snowplows, snow blowers and shovels used to clear HIGH FORMAT® products of snow should use plastic blades or guards. De-icing salts will damage concrete and should not be used with HIGH FORMAT® products unless they are made with TEKTRAMAT® technology. HIGH FORMAT® does not cover damage done by snow removal, de-icing, or improper loading under warranty.

NATURAL STONE

Natural stone is a product of nature. Surface texture and color will vary piece to piece and crate to crate. Our partnering quarries work hard to ship consistent, high quality product, but you should expect variation. Samples are suggested, but will not guarantee color. We highly recommend all material be delivered prior to installation and that available material is blended throughout your project. Each installation will be uniquely different and perfectly created in nature!

HIGHFORMAT.COM

(877) 777-6558

05481 US 31 SOUTH
CHARLEVOIX, MI 49720

